




2009 Start Area Map

Key

-  = Rumpke Portable Restroom
-  = Water Station
-  = Information

START TIMES:

6:25am - Wheelchair Start

6:30am - Marathon,
Half Marathon, Relay Start

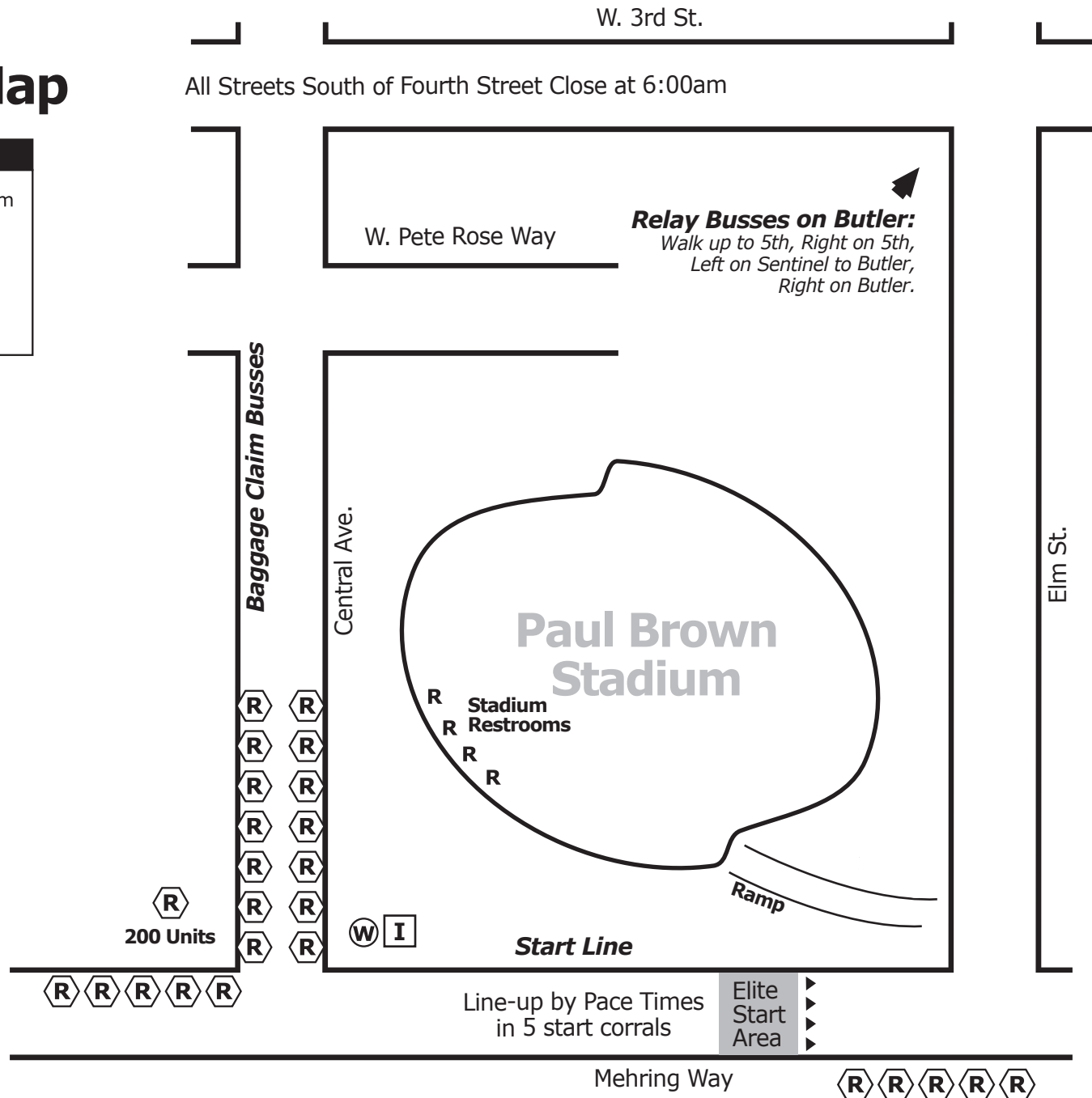
ELITE QUALIFICATIONS:

Half Marathon

Men..... 1:30
Women..... 1:45

Full Marathon

Men..... 3:00
Women..... 3:30



Relay Buses on Butler:
Walk up to 5th, Right on 5th,
Left on Sentinel to Butler,
Right on Butler.

Baggage Claim Buses

Central Ave.

Elm St.

**Paul Brown
Stadium**

R Stadium
R Restrooms
R
R

Ramp

Start Line

Line-up by Pace Times
in 5 start corrals

Elite
Start
Area


200 Units

Mehring Way